



As recommended by [gov.uk](https://www.gov.uk)

Home Learning Pack Year 2

Week 6

01/06/2020



Take a picture while you work through this booklet and tweet us [@ClassroomSecLtd](https://twitter.com/ClassroomSecLtd) using the hashtags [#CSKids](https://twitter.com/CSKids) and [#HomeLearningHero](https://twitter.com/HomeLearningHero) to be in with a chance of winning a month's subscription to [classroomsecrets.co.uk](https://www.classroomsecrets.co.uk).

Monday – The 10 Times Table

1. Use the digit cards to create a multiplication that equals the answer below.

40


10 **+** **4** **x** **=**

2. Circle the odd one out.


A.

$$10 \times 7$$

B.



C.



D.

$$7 \times 10$$

3. Lucy and Richard are rolling a dice and multiplying the number they land on by 10.



Lucy

The highest number we can make is 60.



The lowest number we can make is 0.



Richard

Are they correct? Explain your answer.

Monday – Writing Challenge

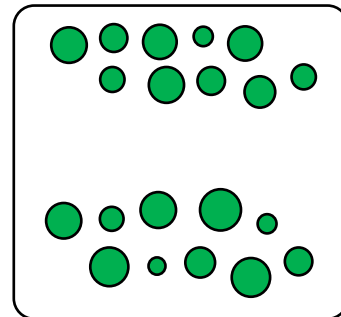

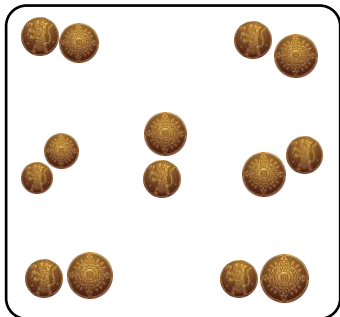
Complete the words about this pirate. Can you label any other parts of the picture?



Write a sentence or more about the pirate. Use your completed words to help you.

Tuesday – Make Equal Groups – Sharing

1. Match each representation to the correct calculation.


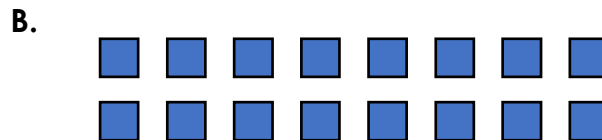



$$18 \div 6 = 3$$


$$20 \div 2 = 10$$

$$14 \div 7 = 2$$

2. Circle the representation that cannot be shared equally into 4 groups.



3. Isaac and Mia are making equal groups by sharing. Is Mia correct? Explain how you know.



I share 16 into two groups. Then I share those groups into two more groups.



I share 16 into four groups. My answer is the same as Isaac's.

Tuesday – Using Commands

1. Tick the commands that are polite requests.

Be quiet!

Walk quietly to your classroom.

Stand still!

Please pick up all the rubbish.

3. Rewrite the command below so that it uses a full stop.

Stop shouting!

2. Add the correct punctuation to the following command.



Mrs Ropov shouted,

Don't run

4. Write three commands using the following verb.

push

A	
B	
C	

5. The captain has a list of jobs for his crew to do. Write a command for each job. Two of your commands must end with an exclamation mark and two with a full stop.











Wednesday – Make Equal Groups – Grouping

Farmer Fred has 2 baskets of fruit. He wants to create equal groups with each basket of fruit, so that each group has the same amount of fruit in it.



Each group has between 1 and 10 pieces of fruit in it.



How many equal groups can he make with each basket of fruit? One example has been done for you.

Each basket is put into equal groups of .

There are groups of apples.

There are groups of pears.

Each basket is put into equal groups of .

There are groups of apples.

There are groups of pears.

Each basket is put into equal groups of .

There are groups of apples.

There are groups of pears.

Wednesday – Adding ‘-ful’ and ‘-less’

1. Underline the words with a suffix in the sentence below.

The deck is spotless and the captain said we had been very helpful.

3. Pirate Pete has been adding suffixes. Spot the two mistakes he has made and correct them.

plenty + ful = plentyful

hate + ful = hatefull

hope + less = hopeless

2. Complete the words below by adding the correct suffix.

wonder	→	-ful or -less	→	<input type="text"/>
heart	→		→	<input type="text"/>
fear	→		→	<input type="text"/>

4. Add a suffix to the word below and then write a sentence using the new word.

mouth

ful

less

5. The captain is cross with the pirates. Explain why.



careless



useless



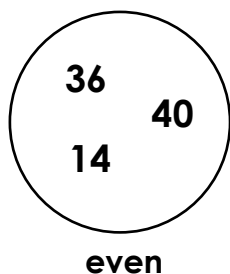
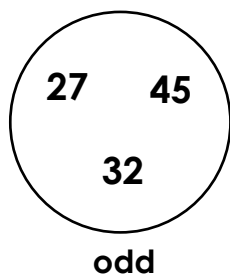
forgetful

Thursday – Odd and Even Numbers

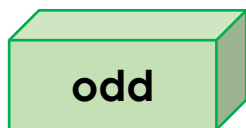

1. Circle all the even numbers.

33 18 41
 46 24
 20 15 37

2. True or false? These numbers are correctly sorted.



3. Sort the balls into the correct boxes.



4. Is the amount shown odd or even?



odd

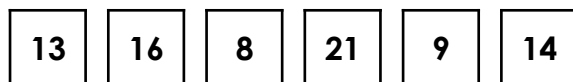
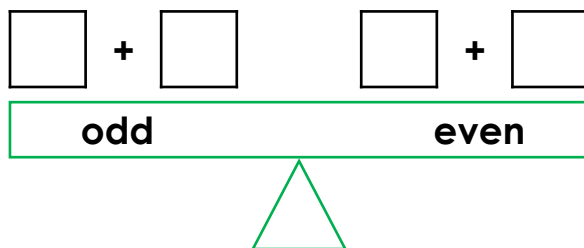
even

5. Clara rolls two dice and adds the numbers together.



Her answer is an odd number between 4 and 10. Write three possible addition calculations.


6. Choose the correct numbers to balance the scales.



7. Kamron and Helen have 45 pens. Who is correct? Convince me.



We have an odd amount of pens.



We have an even amount of pens.

Thursday – Using Adjectives in Sentences

1. Use the most appropriate adjectives from the word bank to complete the sentence.

The _____ pirate cut his finger on the _____ knife.

blunt	clumsy	sharp	round
-------	--------	-------	-------

3. Rearrange the words below to make a complete sentence.

shone	the	gems	shiny
chest	old	in	the

2. Tick the adjective that has a different meaning to the underlined adjective in the sentence.

A huge pirate ship sailed across the sea.

large	small	big	massive

4. Add an adjective to each noun in the sentence below.

The sail fluttered at the top of the mast.

5. The children can see a pirate ship. Write an exclamation for each child. Remember to use an exclamation mark (!)







Friday – Using the Suffix ‘-ly’

1. Complete the sentence below using an adverb from the word bank provided.



That landing wasn't too bad, after all!

The plane landed _____ and the passengers cheered and clapped.

roughly fast smoothly late

3. Change the adverb in the sentence below to alter the action of the verb.

The mouse crept silently to the cupboard because it wanted to find some cheese to eat.



2. Which adverb could complete both of the sentences below?

A. Max understood the instructions but he still looked really confused.



B. Fiz got full marks on the test as she had answered every question .



badly perfectly crossly late

4. The adverb in the sentence below is not in the correct place. Draw an arrow to show where it should go.

The excitedly family laughed because they were going on holiday.

5. Help the captain to write a list of pirate rules for his crew. You must use adverbs ending in ‘ly’ to tell the crew how to do each action. The first one is done for you.



1. Growl fiercely at other sailors.



2. _____



3. _____



4. _____

