

As recommended by [gov.uk](https://www.gov.uk)

Home Learning Pack Year 3

Week 6

01/06/2020

**Classroom
secrets**★

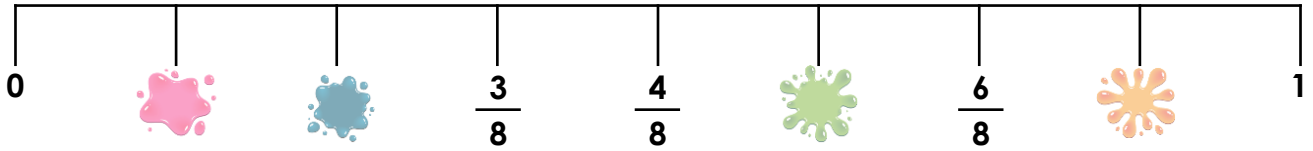
KIDS



Take a picture while you work through this booklet and tweet us [@ClassroomSecLtd](https://twitter.com/ClassroomSecLtd) using the hashtags [#CSKids](https://twitter.com/CSKids) and [#HomeLearningHero](https://twitter.com/HomeLearningHero) to be in with a chance of winning a month's subscription to [classroomsecrets.co.uk](https://www.classroomsecrets.co.uk).

Monday – Fractions on a Number Line (up to one whole)

1. Craig has drawn the number line below. He has dropped paint on some of his fractions. What fractions have been covered by the paint splats?



2. Jane, Cameron and Lola describe their fractions. Use the clues to mark their fractions on the number line below.



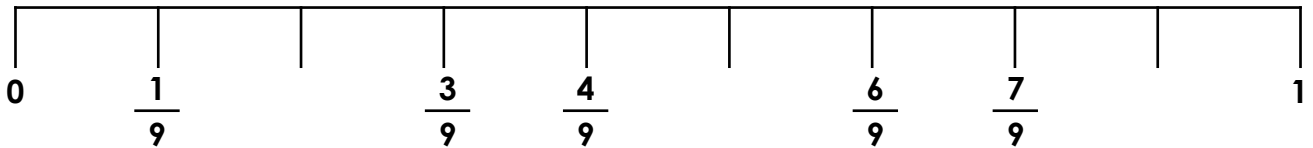
My fraction has an even numerator less than 5.



My fraction is three ninths greater than Lola's.



My fraction is one ninth greater than four ninths.



3. Ruby and David are identifying the mistakes in the number line below. Who is correct? Explain your reasoning.



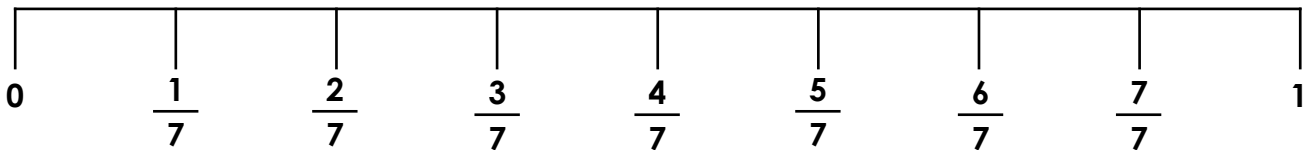
The fractions are incorrect because the number line represents eighths. Seven sevenths is also not needed.

Ruby



The number line should have ten equal parts to show sevenths. The fractions should also be given in descending order from 0.

David



Monday – Descriptive Writing

Write a detailed description for one or both of the photographs below. Think about using similes and metaphors for your descriptive language, as well as using adverbial phrases and conjunctions.

A simile is a phrase that compares one thing to another using ‘as.....’ or ‘like....’.

Remember:

A metaphor is a word or phrase used to describe something as if it were something else.



Word Bank

sea

cool

sandy

water

sky

tropical

blue

cold

beaming

rainy

clouds

cliff

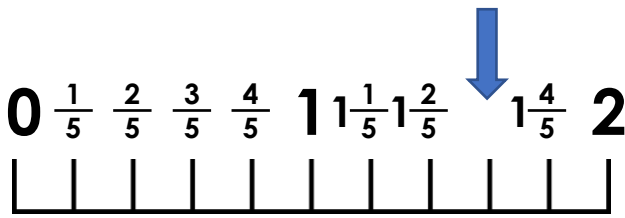
shore

white

vast

Tuesday – Fractions on a Number Line (Over 1)

1. What fraction is the arrow pointing to on this number line?



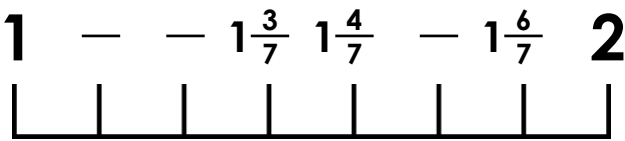
5. Nadiya says,

If I start on $1 \frac{3}{6}$ and count on 6 sixths, I will end up on 2.



Draw a number line to work out if she is correct. Explain your answer.

2. Write the fractions in the gaps on the number line.



3. Mark $2 \frac{5}{8}$ on the number line.



6. Ali rides his bike to his gran's house.

He has a puncture when he is $\frac{2}{8}$ of the way there. At $\frac{6}{8}$ of the way there, he stops to have a drink.

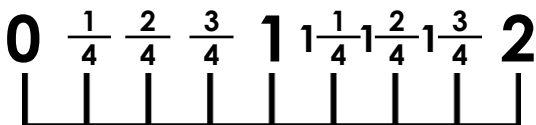
Home

Gran's

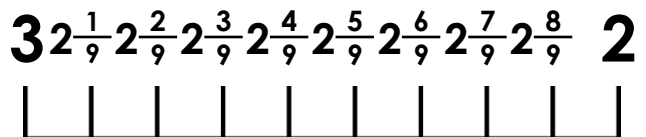


Show Ali's journey on the blank number line.

4. True or false? The fractions on this number line are correct.



7. Filip thinks he has labelled this number line correctly. Is he correct? Explain how you know.



Tuesday – Fronted Adverbials

1. Underline the fronted adverbials in the sentences below.

A. Today, we went on a school trip.

B. Slowly, he pulled the plaster off.

C. Soon, the temperature will begin to fall.

D. Behind the shed, the fox cared for her cubs.

2. Match each of the sentences below to the correct statement to show whether fronted adverbials have been used correctly or not.

A. Before long, the snow began to fall.

Correct

B. She skipped happily down the road.

Incorrect

C. Angrily, he slammed the door.

3. Rearrange the words below to create a sentence that includes a fronted adverbial.

the

a

through

darted

rabbit

long

Suddenly,

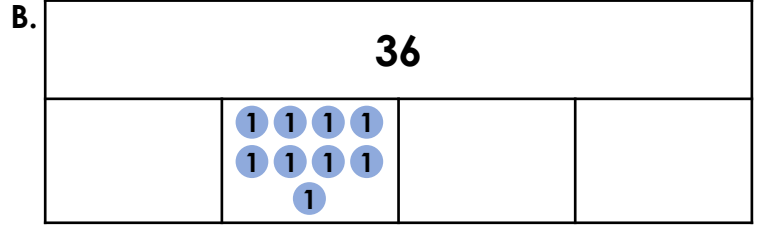
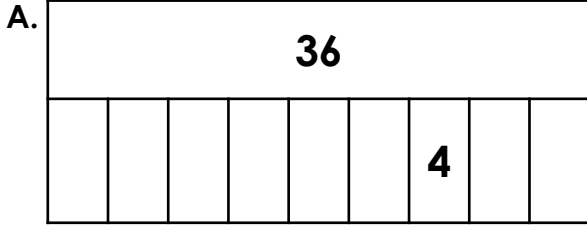
grass.

Wednesday – Fractions of an Amount 1

1. Millie has drawn the bar models shown below. She says,



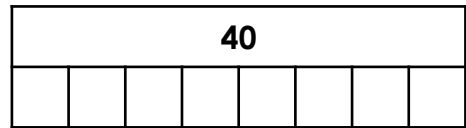
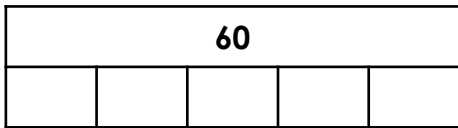
Both bar models can be used to find $\frac{1}{4}$ of 36.



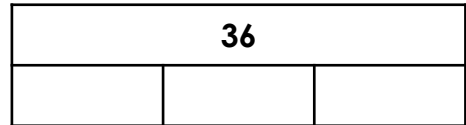
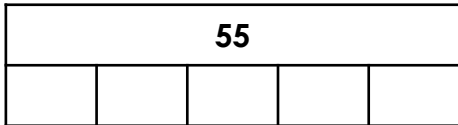
Is she correct? What does each bar model represent?

2. Use inequality symbols (< or >) to complete the comparison statements below.

A. $\frac{1}{5}$ of 60 $\frac{1}{8}$ of 40



B. $\frac{1}{5}$ of 55 $\frac{1}{3}$ of 36



3. Some children in Year 3 have been sorting marbles into colours. There are 24 marbles altogether. What is the most common colour? Explain your reasoning.



Alyia

$\frac{1}{12}$ are green.



Chuan

$\frac{1}{8}$ are blue.



Ava

$\frac{1}{4}$ are red.

Wednesday – Apostrophes for Contractions

1. Which of the words below is the correct contraction of 'must not'?

must n't

mustn't

must'nt

2. Match each contraction to the two words which combine to make it.

they'll

we

they

we're

will

are

3. Write the two words which combine to make each contraction below.

you've

won't

4. Underline any letters which would be taken away if the words below were contracted.

we would

5. Rewrite the sentence below, using full words instead of the contraction.

We shouldn't play with the matches.

6. Rewrite the sentence below with the contraction corrected.

If they go to the island, they'l find the treasure.



7. Explain the mistake which has been made when contracting the words.




Alys

To contract 'you had' I wrote down youd'.

Thursday – Fractions of an Amount 2

1. Use the counters to find three fifths of 25.




$$\frac{3}{5} \text{ of } 25 = \square$$

2. True or false?

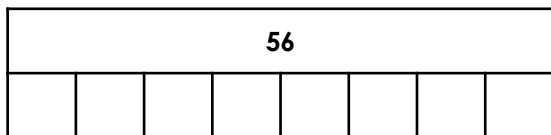
$$\frac{3}{4} \text{ of } 24 = 18$$

3. Draw counters to complete the bar model to solve the calculation.

$$\frac{4}{5} \text{ of } 30$$



4. Use the bar model below to calculate the following fractions.



- A. $\frac{2}{8}$ of 56
- B. $\frac{4}{8}$ of 56
- C. $\frac{5}{8}$ of 56

5. Marie and Saalih each have £32 to spend.



Marie

I spent $\frac{5}{8}$ of my money.



Saalih

I spent $\frac{3}{4}$ of my money.

How much money does each child spend? How much do they have left?

6. Stefan has 20 erasers. He gives $\frac{4}{10}$ to his cousin and $\frac{2}{5}$ to his sister.

How many does he have left?



7. Lucy and Joseph are calculating fractions of an amount. Who is correct? Explain how you know.

Out of 27 ice creams, two thirds are sold. How many are left?



Lucy

There will be 9 left.



Joseph

There will be 18 left.

Thursday – Apostrophes for Possession

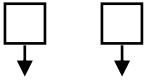
1. Circle the phrase that uses an apostrophe to show possession.

they're great

I can't

Sally's ball

2. Put an 'X' in one box to show which underlined word should have an apostrophe to show possession.



The cars exhaust was broken and the mechanic couldnt fix it.



3. Which sentence should have a possessive apostrophe?

- A. The grey dog belonged to Travis.
- B. It is Traviss grey dog.

4. Underline the sentence which uses an apostrophe to show possession.

- A. He's buying a bike but needs a new helmet.
- B. It's getting delivered on Sunday and she can't wait.
- C. Simon's new bike is red and he loves it.

5. Use the word bank to create a sentence that uses an apostrophe for possession and either 'and' or 'but'.

chair	but
broke	Lucy
and	leg
Mr Smith	wooden

6. Rewrite the sentence below using apostrophes for possession.

The cactus had spikes that had fallen off and landed in the cat bed.

7. Has Tandi correctly used an apostrophe to show possession in the sentence below? Explain why.

Lewis's brother plays for Yorkshire.

Friday – Using Inference

Cooking in the Camp



1. What can you see in the picture?

2. There are no people in the photo. Where might they be?

3. How do you think the refugees feel about using this equipment?

4. Add the adverbs from the table to the sentences below.

loudly

hungrily

slowly

sadly

She stirred the sauce _____. He shouted _____, "Dinner is ready!"

Maya whispered _____, "I miss my friends." The children waited _____
for their lunch.

Reading Task

New Tricks

Read the story on page 12 and answer the questions below.

1. Why was Josh such a fan of 'The Twits'?

2. Why did Josh say that Sunday lunch was going to be like no other?

3. What did Zoe and Carla usually like to do on a Sunday morning?

4. Why do you think that Josh chose to tamper with the custard?

5. How did the girls react when they tasted the custard?

6. Why do you think the author has put a warning in red at the bottom of the text?

7. Why has the author used italic text in the first paragraph?

8. Have you ever played a trick on someone else? What did you do?

Reading Task

New Tricks

Read the story below and answer the questions on page 11.

Blotting out all the sound coming from the TV which was blaring downstairs, Josh snuggled deeper under his duvet and pulled out his favourite book. His copy of "The Twits" was already very worn, but Josh was re-reading it for the fifth time. It made him chuckle every time and was *much* better than that singing show his sisters were watching downstairs!

It started to get dark outside and Josh heard his sisters come upstairs to bed, but he continued to read. He reached his favourite part of the text where Mrs Twit served wiggly spaghetti to her husband and giggled once more.

Then an idea began to take shape at the back of his mind...wouldn't it be great to play a trick like that on his sisters?

They were so boring and it would liven things up a bit! Josh started to formulate a plan ready to execute the next day, Sunday.

As usual, his sisters, Zoe and Carla, stayed in bed late on Sunday morning. This gave him time to think and gather together everything he needed for his plot. Sunday lunch was going to be the usual roast at one o'clock but this was going to be a lunch like no other!

This week, roast beef, roast potatoes, Yorkshire puddings, broccoli and carrots were on the menu. Pudding was to be apple crumble and custard. Josh knew that both his sisters were great fans of custard and always smothered their desserts with it.

He decided he would stir some PVA glue into the custard which would give his sisters a really sticky shock!

Dinner passed uneventfully but Josh was a little worried that Zoe and Carla had eaten so much that they wouldn't be able to manage any pudding! However they both accepted plates of crumble and Zoe reached for the custard jug first. She poured custard all over her pudding but did not eat straight away because she was talking. Carla poured hers and both sisters simultaneously lifted their spoons to their mouths.

The sisters both suddenly shrieked and clutched their mouths, as they grew red in the face! They rushed to the bathroom choking noisily.

Because the girls were both a little ill after their experience, Josh was grounded for three whole weeks, but he thought it was worth it for the laugh!

DO NOT TRY THIS AT HOME! Eating PVA glue can be very dangerous!